


PERSONAL EMPOWERMENT PROFILE

**An assessment of the considerations and priorities
which affect an individuals attitude to empowerment.**



*LPT PRODUCTIONS
Braemore House, Meigle
Perthshire, Scotland
Telephone: (01828) 640770
Facsimile: (01828) 640669*

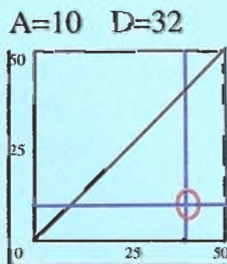
Copyright LPT 1996

SCORE SHEET

PAGE	A	B	C	D
1				
2				
TOTAL				

INSTRUCTIONS FOR PLOTTING THE GRAPHS:

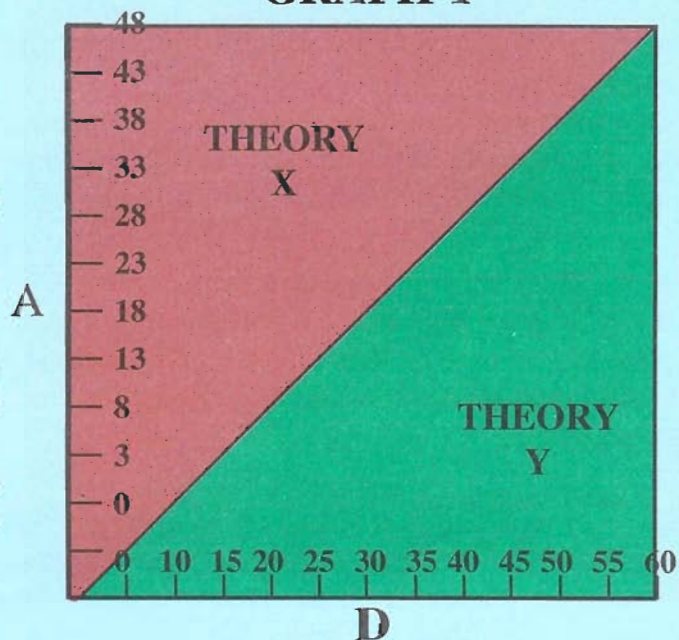
When you have filled in the above score box you then have to plot the scores onto the appropriate graphs. Mark the graph line A with your score, then draw a horizontal line across the graph. Next mark the graph line D with your score and then draw a vertical line to the top of the graph. Where the two lines intersect is your result. Please see example:



Once you have completed graph 1, do the same for graph 2 using the score from lines B and C.

Having completed both graphs, turn to the following two explanation pages which will tell you what the graphs mean.

GRAPH 1



GRAPH 2

